

Eye On

Queensland Soccer Federation
Official Magazine

Soccer

QUEENSLAND'S MOST READ SOCCER MAGAZINE


**New
clubhouse
for Bulls**

page 22

**Bleiberg
picks state
team**

page 11

Vol 9-22
July 27, 2000
\$2.00



Miss Samford
page 5

TRUE BLUE
Support those who
display this sign
QUEENSLANDER

UMBRO

GENUINE AUTHENTIC SOCCER SHIRT CLEARANCE

~~\$115~~ - \$50

(Includes GST and only while stocks last)


England white Home shirts, Manchester United red Home shirts,
Manchester United black Away shirts - M, L, XL sizes

Perry Park Store Ph: 3852 5955
Tue & Thur 4.30 - 7pm. Sat 9 - 1pm
Rochdale Roy Store Ph: 07 3841 5959
Tue/Wed/Thur - 4.30 to 6.45pm
Saturday - 9am to 1pm
(and senior home games on Sat evenings)
Eftpos - Bankcard - Mastercard - Amex - Visa

Anfield Sports

"Your One Stop Soccer Shop"

- TRADITIONAL VALUE
- ELEGANT DECOR
- BEAUTIFUL GARDENS
- MODERN FACILITIES
- DELICIOUS FOOD
- OFF STREET PARKING
- FULLY LICENSED



Impress your guests at

Shangri La

1969 Wynnum Rd., Wynnum West 4178
Phone 07 3396 2575 to arrange and inspection



EYE ON Soccer Magazine

Perry Park
Abbotsford Road, Mayne,
Queensland 4806
Tel: 07 3252 5327
Fax: 07 3252 1137
www.qldsoccer.com

Major Sponsor:
Castlemaine Perkins Ltd

Queensland Soccer Federation
Office Bearers

President: Wallace Dann

Vice President: Ray Evans

General Manager: Steve Wilson

Secretary: Jim Gilbert

Board of Directors:

Ian Dalzell

Glenn Davis

Phil Latheron

Ron Bradley

Guido Cahale

Tony Petty

Media Liaison: Morris McGiffin

Tel: 07 3252 5327

"Eye On Soccer" Magazine

Editor: Morris McGiffin

Tel: 07 3252 5327

Eye On Soccer is a QSF publication
printed by

ABC PRINTING - Milton, Qld.

Tel: 07 33699133

Cover: Brisbane City striker Mark Battistin climbs high above a back of Mount Gravatt players in heading the ball towards goal at Spencer Park on Sunday. Unfortunately for Battistin and City the header was unsuccessful and the Hawks won 2-1.

Editorial

The best news of the season came last week with the announcement there would again be a Queensland team.

After a long absence the Maroons are back, and with a packed end of season program it promises to be an exciting time for Queensland soccer.

New coach Miron Bleiberg had a tough task in selecting 30 players, but at the end of the day he has come up with a very talented squad.

While some may question Bleiberg's decision to include at least one player from every Premier League team in his initial squad, we applaud it.

It keeps everyone involved and gives some of the Premier League's underrated players the chance to shine at a higher level.

Let's hope the fans get behind the representative program. The Queensland players deserve to have everybody cheering for them.

In other exciting news, the race for the Premier League title has well and truly come alive after a weekend of interesting results.

The major shock was Brisbane City's 2-1 loss at home to Mount Gravatt.

Danny Wright's team has faltered in recent weeks and for the first time this season looks vulnerable.

Rochdale would be kicking itself that it didn't take full advantage of the situation by only drawing 1-1 with the Wynnum Wolves.

Brisbane Lions would have been pleased by both of the above results and even happier with their own effort to defeat the Gold Coast at Palm Beach.

With five rounds to go the competition is up for grabs. City is still in the box seat but stranger things have happened than a four-point advantage being overturned.

It's with great anticipation that we wait for the latest installment this weekend.

What happened in round 22

Brisbane City no longer has a mortgage on this year's Premier League title after losing 2-1 at home to cellar-dwellers Mount Gravatt at Spencer Park last Sunday.

Two rounds ago the premiership race looked to be over, with City's consistency keeping them more than two wins ahead of its closest rivals.

But successive losses have left the Danny Wright-coached team vulnerable. With five rounds remaining, City's lead has been cut to just four points by nearest contenders Brisbane Lions and Rochedale Rovers.

Rochedale missed an opportunity to reduce the margin by two when it could only draw 1-1 with Wynnum at Carmichael Park on Saturday.

Steve Foreshaw gave Wynnum a 1-0 half-time lead, before Clayton Koch gave Rovers a share of the points with a second-half strike.

Of the three premiership contenders, Lions had the best result of the weekend, with a second-half Danny Britton goal giving them a 1-0 win over the Gold Coast at Palm Beach on Saturday night.

But it was Mount Gravatt's shock win at Spencer Park that had everybody talking in the aftermath of round 22.

City appeared to be heading for a routine win after Mark Battistin gave them the lead, but two goals to Mark Davidson ensured the visitors would leave with the three points and left City coach Danny Wright depressed.

"We hit the post twice, hit the bar, had one goal disallowed, had two cleared off the line...it's unbelievable," Wright said.

"But at the end of the day it's how many you put in the back of the net that counts."

The only consolation for Wright was that his side continued to play in the style that has made City the competition's best team to date.

"I'm not in panic mode. I'd be more upset about it if we were not playing good football."

Lions coach John Ogden said was elated but "shocked" by Mount Gravatt's win.

But Ogden has said all season there were no

easy games in the competition and that any side could beat any other on a given day.

The Lions coach was rapt his side prevailed against the Coast, saying it was one of the toughest matches of the season.

Wynnum coach Peter Tokesi was disappointed to only grab a point against Rochedale.

"We deserved more out of it," Tokesi said.

The Wolves coach said Rochedale was lucky to finish with 11 players, claiming that on three occasions a Rochedale player in the last line of defence brought down one of his players. The referee only saw fit to give out one yellow card.

In the weekend's other two matches, the Ipswich Knights defeated Bundaberg Waves 1-0 at Eric Evans Reserve and Toowoomba beat Taringa 1-0 at Jack Speare Park.

Trent Griffiths scored in the 85th minute for the Knights, while a first-half goal to Colin Hackwood was enough for the Raiders.

THE ONE STOP SOCCER SHOP

- The specialist in all soccer equipment!!
- **EURO 2000 Jerseys just arrived.. Spain, Germany, France, Turkey & Yugoslavia**
- 20% Off all English premier league Jerseys
- **Great range of soccer boots**
- Kappa Italian national team jersey
- **Italian t/suit, polo shirts & caps**
- Kappa range still in stock
- **Huge range of 'keeper uniforms & accessories**
- A good range of indoor boots to choose from
- **Referee equipment has now arrived**
- Team equipment can be ordered
- **Quality training balls, sizes 3, 4 & 5 from \$19.95**

Qld's only true exclusive retailer of specialist soccer equipment for junior & senior players, male & female.



SOCCERWORLD
487 Lutwyche Rd. Lutwyche
Phone 3357 5777

Miss Queensland Soccer Quest

Lisa Stevenson says she is having a fun time as Samford's entrant in this year's Miss Queensland Soccer Quest.

The 22-year-old hairdresser has been following the club for about five years, the same amount of time she has been with boyfriend Steven Harboe.

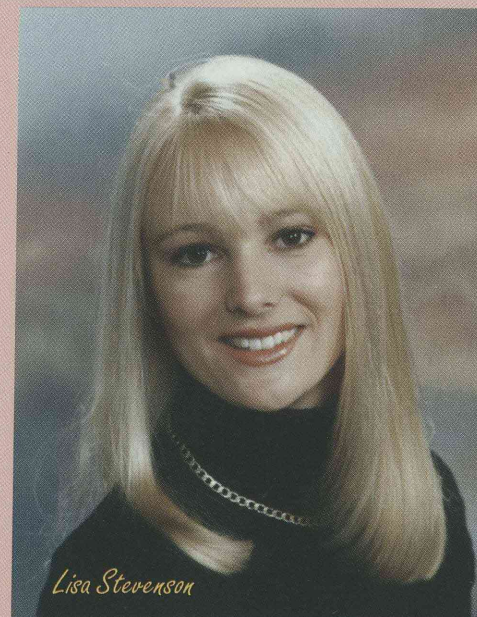
Steven is a member of Samford's amateur division one team, with Lisa being a spectator at all the club's games.

Lisa's fundraising activities this year have included raffles, meat trays and a men's night.

Lisa admits to being a little nervous as the quest evening draws closer but is looking forward to the night.

If she is crowned Miss Queensland Soccer, Lisa plans to go with Steve to Denmark, the country of his father's birth.

The crowning will be made at a gala dinner on August 12 and ticket bookings are available now by phoning the Queensland Soccer Federation on 07 3252 5327.



Lisa Stevenson

Runner-up in last year's Miss Queensland Soccer Quest, Toowoomba Raiders entrant Jolene Williams hopes to go one better in 2000.

But if she doesn't, she won't be too disappointed. She's just pleased to be in the quest again.

"I really enjoyed it last year and I thought it would be really good to do it again," Jolene said.


The 19-year-old trainee accountant is the sister of Raiders star Cameron Williams, who has been named in a provisional Queensland squad.

Jolene has been supporting Cameron and the Raiders for as long as she can remember.

She has been at matches this year selling raffle tickets and has also held a fashion parade.

"I've been more open-minded this year," she said.

If Jolene does win the quest she is planning on taking a trip to Europe, with the main part of her adventure being a visit to the Greek Islands.



Jolene Williams

PREMIER PREVIEW - Mt GRAVATT v WYNNUM WOLVES

Mount Gravatt will seek a second scalp in as many weeks when it takes on Wynnum at Dittmer Park on Saturday night.

The Hawks caused the boilover of the season last Sunday when they defeated Premier League leaders Brisbane City 2-1 at Spencer Park.

While the Wolves aren't in City's class, for them to succumb to the Hawks would be another surprise.

But such is the nature of the competition, no result should cause too much raising of eyebrows anymore.

Wolves coach Peter Tokesi is wary of the Hawks on their home ground, a venue always difficult for away teams.

"It's a small pitch, and quite bumpy," Tokesi said.

The Wolves coach watched the Hawks defeat City and knows how dangerous they can be.

"They only had a couple of chances and they scored them. They can play good football."

Wynnum's season has faltered of late, although a 1-1 draw with Rochedale last weekend was a good comeback after being thrashed 5-1 by Brisbane Lions the previous week.

The Hawks haven't had the best of campaigns, as their last-place position testifies.


But their win over City, coupled with Bundaberg's 1-0 loss to Ipswich, leaves them just two points behind Waves.

Taringa Rovers are also in striking distance, being only one point ahead of Bundaberg.

WHO'S HOT: Mark Davidson scored a double for Mount Gravatt last weekend. Wynnum coach Peter Tokesi was pleased with the form of Anthony Roche against Rochedale.

FORM GUIDE: Round 14 - Mt Gravatt 2 defeated Wynnum Wolves 0 - Carmichael Park, May 20.

TIP: Wynnum 2-1



Mark Davidson - Mt Gravatt's goal scorer

Mt Gravatt v Wynnum Wolves

Dittmer Park, Mt Gravatt
Saturday July 29, 7pm

Mt GRAVATT	WYNNUM WOLVES
1 Adam Lebihan	1 Garth McCulloch
2 Kieran Galloway	2 Shane Gilroy
3 Ben Stabler	3 James Gowans
4 Richard Holliday	4 Steve Foreshaw
5 Nathan Fairley	5 Duncan Easton
6 Brett Jones	6 Paul DeVries
7 Joel Smith	7 Danny Flaskas
8 Anthony McCullough	8 Anthony Roche
9 Brendan Seipel	9 Stuart Popplewell
10 Drew Oberle	10 Ben Wood
11 Calvin Gnech	11 Owen Filewood
12 Mike Rowland	12 Aaron Thiesfield
13 Max Scott	13 (Not allocated)
14 Andrew Davidson	14 (Not allocated)
15 (Not allocated)	15 Cameron Filewood
16 Robin Gosney	16 (Not allocated)
17 Lincoln Greaves	17 Mark Alaru
18 Wade Baldwin	18 Scott Rocker
19 Naoki Uemura	19 (Not allocated)
	20 Damian Rogers
	Rgk Chris Giannangelo

PREMIER PREVIEW - Rochedale Rov v Gold Coast City

Can Gold Coast City be ruled out of the premiership race?

Some would say yes, others would be inclined to disagree.

Mathematically, the Palm Beach-based side still has a chance. With 15 points up for grabs, the Coast is nine behind leaders Brisbane City.

Therefore, a win over Rochedale at Underwood Park on Saturday night is vital for the Coast.

Lose and the Ken Lindsay-coached side can start planning for next season. Win and the slightest of slight hope remains.

Rochedale has a lot to play for also. Only four points behind Brisbane City, Rovers are genuine premiership contenders.

Their cause was not helped when they could only manage a 1-1 draw with Wynnum last weekend, but with Brisbane City losing 2-1 in a shock result against Mount Gravatt, Rovers lived to fight another day.

With the competition becoming tighter goal difference could eventually come into play and if that is the case, Rovers need to improve theirs.

Of the top three teams, Rovers difference of plus 14 is the worst. Lions are ahead by eight and Brisbane City by a massive 17.


Gold Coast has a goal difference of plus 13, so it too needs to improve in that department.

Saturday night's clash promises to be a beauty with the Coast keen to bounce back after losing at home to Lions last weekend. A tight, low-scoring affair is predicted.

WHO'S HOT: Rochedale's Clayton Koch scored for the first time in several weeks last Saturday night. The Gold Coast needs its big guns Steve Fitzsimmons and Adem Poric to fire this weekend.

LAST TIME THEY MET: Round 14 - Gold Coast City 2 defeated Rochedale Rovers 0 - Palm Beach, May 21.

TIP: 1-1



Gold Coast City's Warren Allen

Rochedale Rov v Gold Coast City

Underwood Park, Rochedale
Saturday July 29, 7pm

ROCHEDALE ROVERS	GOLD COAST CITY
1 Graham Ross	1 Jamie Irwin
2 Paul Grugan	2 Adam Evans
3 Ross Davidson	3 Robbie Boxall
4 Dwayne Good	4 Cameron Watson
5 Damian Harris	5 Nathan Woodbridge
6 Alun Evans	6 Neil Ferguson
7 Nick Seeley	7 Steve Fitzsimmons
8 Michael Legg	8 Adam Hayward
9 Matt Olley	9 Tony Pearcey
10 Clayton Koch	11 Kris Dodd
11 Gareth Dorey	12 (Not Allocated)
12 Roy Huth	13 Warren Allen
13 Brad Ditton	14 Karl Dodd
14 Danny Stowers	15 Robert Millican
15 Greg Anderson	16 Adam Vermillion
16 Adam Watson	17 Ian Hutchison
17 Corey Nicholson	18 Nathan Thompson
18 Taro Urabe	19 Adem Poric
19 Darren Bender	20 Glenn Moss
20 Todd Rumble	Rgk. Glenn Moss

PREMIER PREVIEW - BUNDABERG WAVES v BRISBANE LIONS

Brisbane Lions have everything to play for when they meet Waves in Bundaberg on Saturday night at Thabeban Sports Complex.

Brisbane City's two successive losses have given Lions a new lease of life.

The John Ogden-coached side is now only four points behind first-placed City and with five rounds remaining, it's a deficit that's gettable.

But Ogden does not want his side thinking about winning the premiership. He'd rather his players concentrate on one match at a time, starting this weekend against Waves.

The Bundaberg side has had a forgettable season. Just two points ahead of last-placed Mount Gravatt, there's a real chance Waves could finish with the wooden spoon.

Ogden and his players won't underestimate Waves, but if the visitors fire, the locals could be in for a long night.

If Waves are to cause an upset they must find a cure to their goalscoring woes.

The Tony Walmsley-coached side has only scored 16 goals in 22 matches this season.

That's 32 less than the league's highest scoring side Brisbane City and five fewer than the competition's second worst goalscoring team Toowoomba.

Waves had few chances last weekend against the Ipswich Knights, but had they had a proven goalscorer they may have made the most of the their limited opportunities.

Perhaps Jacob Noe will get a start this weekend. Waves looked a better side after his late introduction against the Knights.

WHO'S HOT: Warren Moon stood out in the Lions midfield in their weekend win over the Gold Coast. Robert Thatcher was composed at the back for Waves against the Knights.

LAST TIME THEY MET: Round 14 - Brisbane Lions 2 defeated Bundaberg Waves 0 - Richlands, May 20.

TIP: Brisbane Lions 2-0



Chris Day - Brisbane Lions

Bundaberg Waves v Brisbane Lions

Thabeban Sport Complex, Bundaberg
Saturday July 29, 7pm

BUNDABERG WAVES	BRISBANE LIONS
1 Corey Baldock	1 Anthony Breaden
2 Rob Prendergast	2 Jamie Lowndes
3 Robert Thatcher	3 Darren Sime
4 Dale Zimmerlie	4 Raj Kumar
5 Lucas Read	5 Chris Day
6 Tony Roebuck	6 Darren Hillier
7 Jason Chapman	7 Steve Jackson
8 Jacob Noe	8 Des Hughes
9 Nick Maas	9 Royce Brownlie
10 Ashley Glass	10 Scott Robertson
11 Troy Robert	11 Michael Baird
12 Troy Hews	12 Danny Britton
13 (Not Allocated)	13 B Lewandowski
14 Peter Bock	14 Warren Moon
15 (Not Allocated)	15 Grant Dickens
16 Jason Keune	16 Shaun Molenda
17 Brett Kitching	17 Steve Bland
20 Robert McVie	18 Glen Farinazzo
	19 Ryan Hanger
	20 Corey Hagell
	21 Brett Dickens

PREMIER PREVIEW - Ipswich Knights v Taringa Rovers

The Ipswich Knights will seek to avoid a 2000 hat-trick of losses against Taringa Rovers when the two sides meet at Eric Evans Reserve on Sunday.

Despite being placed below the Knights for the entire season, Rovers have had the wood on the Ipswich side, with two of their five wins this year coming against Frank Pimblett's team.

But Pimblett is desperate for his side to win.

If the Knights do prevail, it will be only the second time this season they have strung two wins together. The other occasion was in the first two matches of the campaign.

Victory to the home side would also continue its stop-start pursuit of fifth-placed Wynnum.

With five matches of the season remaining, Pimblett is confident his side can overtake the Wolves.

The return of Andrew King will help the Knights. King is back from a knee operation he had after the season's opening match.

He made his first starting appearance since his return last Sunday in the Knights 1-0 win over Bundaberg.

Normally a defender, King was wisely used in the midfield by Pimblett, with his presence ensuring the Knights remained patient in attack on several occasions.


On the same day the Knights were winning, Taringa was losing, going down 1-0 at home to Toowoomba.

The loss has dropped Rovers to outright third last, with bottom side Mount Gravatt now just three points behind.

WHO'S HOT: Jason Lucas was superb in goals for the Knights against Bundaberg. It's no wonder Miron Bleiberg has picked him in his Queensland squad. Taringa needs Craig Barnes to fire in the midfield.

LAST TIME THEY MET: Round 14 - Taringa Rovers 3 d Ipswich Knights 0 - Jack Speare Park, May 21.

TIP: Ipswich Knights 1-0



Stewart Drinkeld - Ipswich Knights midfielder

Ipswich Knights v Taringa Rovers

Eric Evans Reserve, Bundamba
Sunday July 30, 2.45pm

IPSWICH KNIGHTS	TARINGA ROVERS
1 Jason Lucas	1 Clint Dal Santo
2 Ken Caldwell	2 Shane Barnes
3 (Not allocated)	3 Matthew Packer
4 Andrew King	4 Damien Volker
5 Clint Scott	5 (Not allocated)
6 Peter Hinks	6 Craig Barnes
7 Brenley Jefferd	7 Francis Cosson
8 John Clark	8 Craig Collins
9 Trent Griffiths	9 Chris Donohue
10 Peter McKendrick	10 Steve Dawe
11 Steven Hughes	11 Darryl Hathaway
12 Tim Reece	12 Cameron Williamson
13 Stewart Drinkeld	13 Mathew Bastian
14 Scott Stenzel	14 Niki Kuyper
15 Adam Le Flay	15 (Not allocated)
16 Wayne Adams	16 Neil Reed
17 Andrej Gacesa	17 Joe Morris
18 Peter Hallett	18 Gianni Culp
19 Richard Hilli	19 Willie Carter
Rgk. Nathan Gee	20 Paul Timmins

PREMIER PREVIEW - Toowoomba Raiders v Brisbane City

Can the Toowoomba Raiders hand Brisbane City a third straight loss when the two sides meet at Gold Park on Sunday?

To even ask that question only a couple of weeks ago would have been ludicrous.

But it's now a very real possibility with City vulnerable after two successive defeats.

City coach Danny Wright said his players were devastated in the dressing room after losing 2-1 at home to Mount Gravatt last Sunday.

"It was like we had lost a grand final. That's how badly they took it," he said.

While City's players may be down on themselves, their Raiders counterparts are on a high after Toowoomba's 1-0 away win over Taringa last weekend.

It was only the Raiders fifth win of the season, but it has moved them into outright seventh on the ladder and keeps them within striking distance of sixth-placed Ipswich.

In the Raiders favour this weekend is that the match is being played at their home ground, a venue away teams do not enjoy having to visit.

"It's going to be a difficult game for us," Wright admitted.

A win would go a long way towards restoring Wright and his players' confidence. With five matches remaining their destiny is still in their own hands.


Unlike City's closest rivals, the Newmarket-based club doesn't have to rely on results from other matches.

But further shock losses similar to last weekend's and that could quickly change.

WHO'S HOT: With a bit of luck City striker Mark Battistin could have had five goals against Mount Gravatt instead of the one he finished with. Colin Hackwood continues to find the net for the Raiders.

LAST TIME THEY MET: Round 14 - Brisbane City 5 defeated Toowoomba Raiders 1 - Spencer Park, May 21.

TIP: Brisbane City 4-0



Shane Biber -
Toowoomba
Raiders

Toowoomba Raiders v Brisb. City

Gold Park, Toowoomba
Sunday July 30, 4pm

TOOWOOMBA RAIDERS	BRISBANE CITY
1 Trevor Gilliland	1 Mark Bland
2 Colin Hackwood	2 Wayne Knipe
3 Martin James	3 Aaron Aldridge
4 Ken Duncan	4 Clifford Tuck
5 Brent Hyslop	5 Wayne Strange
6 Anthony Brown	6 Scott Elliott
7 Gavin Freier	7 Pablo Aviles
8 Leigh Ramia	8 Demetri Theochari
9 Cameron Williams	9 Vedran Becirbegovic
10 Jamie Miller	10 Cristothe Cosson
11 Steve Willmot	11 Allan Cameron
12 Jason Bosward	12 (Not Allocated)
13 Ashley Fox	13 Bojan Vilic
14 Steve Wilkes	14 Nathan Carlos
15 Chris Wilkes	15 Damien Waugh
16 Shane Biber	16 Randall Banks
17 Craig McConnell	17 Barry Wilkinson
18 Adam Nicholson	18 Mark Battistin
19 Martin Rees	19 Stephen Starr
20 Liam Hackwood	20 Scott Higgins

Bleiberg to coach state side

Each Premier League club is represented in the first Queensland soccer squad named in more than two years.

Newly-appointed coach Miron Bleiberg has named an initial squad of 30 players, which is expected to be cut by at least five as the Maroons packed end of season program draws closer.

Queensland will play in up to 10 matches. Possible opponents include Brisbane-based Olympic teams, the Olyroos, the Solomon Islands, East Timor and the Brisbane Strikers.

Bleiberg, to be assisted by former greats Kieran Cooper and Frank Mengotti, was delighted that Queensland would again have its own soccer team.

"We'll be playing more games than Queensland has in the last 20 years. I think it will be exciting," Bleiberg said.

Bleiberg said it was important that all Premier League teams had at least one player in the preliminary squad.


He said the public would enjoy the chance to see their favourite local players do battle against some of the world's best.

Four teams - Brisbane City, Brisbane Lions, Rochedale Rovers and the Ipswich Knights - have each supplied four players to the squad.

Gold Coast City, Taringa Rovers and Toowoomba each have three players in the squad, with Mount Gravatt and Wynnum each supplying two. Tony Roebuck is Bundaberg's sole representative.

There are perhaps three surprise omissions in Rochedale and former Brisbane Strikers goalkeeper Graham Ross, Gold Coast City attacker Adem Poric and Wynnum defender Steve Foreshaw, who many consider to be one of the Premier League's best players.

But there are always controversial selections and omissions when such squads are named, with the 30 players picked more than capable of holding their own in elite company.



Qld coach
Miron Bleiberg


Ross was beaten into the squad by Knights 'keeper Jason Lucas and Toowoomba custodian Trevor Gilliland.

Among the defenders preferred ahead of Foreshaw were Brisbane City's Wayne Strange, Lions' Chris Day and the Knights' Ken Caldwell.


But Bleiberg has not ruled out drafting other players into the squad, with the Knights' Clint Scott at least one player still under consideration.

The full squad is: Wayne Strange, Demetri Theochari, Vedran Becirbegovic, Mark Battistin (Brisbane City); Chris Day, Darren Sime, Danny Britton, Royce Brownlie (Brisbane Lions); Tony Roebuck (Bundaberg Waves); Warren Allen, Adam Evans, Steve Fitzsimmons (Gold Coast City); Jason Lucas, Ken Caldwell, Peter McKendrick, Peter Hinks (Ipswich Knights); Andrew Davidson, Wade Baldwin (Mount Gravatt); Damian Harris, Brad Ditton, Danny Stowers, Matt Olley (Rochedale Rovers); Craig Barnes, Craig Collins, Francis Cosson (Taringa Rovers); Cameron Williams, Colin Hackwood, Trevor Gilliland (Toowoomba Raiders); Anthony Roche, Ben Wood (Wynnum Wolves).


ACTION REPLAY



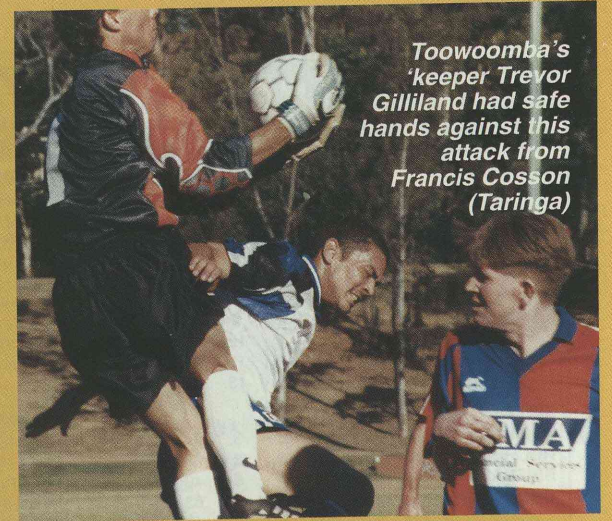
Toowoomba Raiders' Ken Duncan




Toowoomba Raiders' Ashley Fox in action



Toowoomba Raiders' Leigh Ramia tries to intercept Craig Barnes' cross



Toowoomba's 'keeper Trevor Gilliland had safe hands against this attack from Francis Cosson (Taringa)



City's Vedran Becirbegovic takes on the Hawks Richard Holliday



Mt Gravatt's Joel Smith lunges at City's Allan Cameron

Semi Pro Matches (Round 23)

Friday July 28

Albany Creek v Grange Thistle
8.30pm - Wolter Park, Albany Creek

Saturday July 29

Mitchelton v Newmarket
6pm - Teralba Park, Mitchelton

The Gap v North Pine
7pm - Walton Bridge Resv, The Gap

Pine Rivers v Uni Of Qld
7pm - Wendy Allison Park, Strathpine

Slacks Creek v Souths United
7pm - Usher Park, Daisy Hill

Capalaba v Beenleigh
7.15pm - John Fredericks Pk, Capalaba

Sunday July 30

Olympic Utd v Eastern Suburbs
5pm - Goodwin Park, Yeronga

Rocklea Utd v Redlands United
2.45pm - Dunn Road, Rocklea


DON GARDINER'S
HotShots
ONE HOUR COLOUR PHOTOS

DON GARDINER'S
HotShots
ONE HOUR COLOUR PHOTOS

DON GARDINER'S
HotShots
ONE HOUR COLOUR PHOTOS



Mt Gravatt's keeper Nathan Minter foils Brisbane City's Damian Waugh



Dean Ellis (Taringa) under pressure from a Toowoomba opponent

Next weekend's Premier League

(Round 24)

Saturday August 5 - 7pm

Wynnum Wolves v Toowoomba United
Carmichael Park, Tingalpa

Sunday August 6

Taringa Rovers v Bundaberg Waves
2.45pm - Jack Speare Pk, Indooroopilly

Brisbane City v Ipswich Knights
2.45pm - Spencer Park, Newmarket

Gold Coast City v Mt Gravatt
2.45pm - Palm Beach SC, Palm Beach

Brisbane Lions v Rochedale Rovers
4pm - Lions Stadium, Richlands

EYE ON SOCCER TABLES

XXXX LEAGUE	P	W	D	L	F	A	Pts
BRISBANE CITY	22	14	4	4	48	17	46
BRISBANE LIONS	22	12	6	4	42	20	42
ROCHEDALE ROV	22	13	3	6	40	26	42
GOLD COAST CITY	22	11	4	7	36	23	37
WYNNUM	22	9	5	8	33	36	32
IPSW KNIGHTS	22	9	1	12	27	31	28
T'WMBA RAIDERS	22	5	8	9	21	33	23
TARANGA ROVERS	22	5	5	12	22	38	20
B'BERG WAVES	22	4	7	11	16	33	19
MT GRAVATT	22	4	5	13	25	53	17

XXXX RESERVES	P	W	D	L	F	A	Pts
BRISBANE LIONS	22	17	2	3	84	24	53
ROCHEDALE ROV	22	15	4	3	45	27	49
BRISBANE CITY	22	14	2	6	49	44	44
GOLD COAST CITY	22	13	1	8	63	34	40
T'WMBA RAIDERS	22	10	5	7	41	36	35
IPSW KNIGHTS	22	10	3	9	39	30	33
TARANGA ROVERS	22	8	2	12	21	34	26
WYNNUM	22	7	3	12	41	43	24
MT GRAVATT	22	2	5	15	20	58	11
B'BERG WAVES	22	0	1	21	15	88	1

XXXX YOUTH	P	W	D	L	F	A	Pts
BRISBANE LIONS	22	18	3	1	56	20	57
SUNSHINE COAST	21	12	5	4	41	19	41
ROCHEDALE ROV	21	12	4	5	56	34	40
BRISBANE CITY	21	10	3	8	49	33	33
WYNNUM	21	8	7	6	43	42	31
GOLD COAST CITY	20	6	5	9	28	31	23
IPSW KNIGHTS	22	4	8	10	34	59	20
T'WMBA RAIDERS	20	5	4	11	25	39	19
TARANGA ROVERS	21	5	3	13	29	50	18
MT GRAVATT	21	2	4	15	20	54	10

PREMIER LEAGUE LEADING SCORERS

17 Goals	Royce Brownlie - Brisbane Lions
14 Goals	Matt Olley - Rochedale Rovers
13 Goals	Mark Battistin - Brisbane City
10 Goals	Sasa Radulovic - Brisbane Lions
9 Goals	Adem Poric - Gold Coast City
8 Goals	Allan Cameron - Brisbane City
8 Goals	Owen Filewood - Wynnum Wolves
8 Goals	Colin Hackwood - Twmba Raiders
7 Goals	Chris Slater - Brisbane City
7 Goals	Steve Fitzsimmons - Gold Coast City

SEMIPRO DIVISION 1 NORTH	P	W	D	L	F	A	Pts
UNI OF QLD	19	14	2	3	61	22	44
NORTH STAR	20	12	2	6	58	27	38
MITCHELTON	18	12	1	5	46	27	37
PINE RIVERS UTD	19	10	4	5	36	25	34
THE GAP	20	9	2	9	42	39	29
NEWMARKET	20	6	9	5	38	31	27
NORTH PINE	19	8	3	8	33	37	27
ALBANY CREEK	20	1	5	14	24	71	8
GRANGE THISTLE	19	0	2	17	9	68	2

SEMIPRO DIV 1 N RES	P	W	D	L	F	A	Pts
UNI OF QLD	19	15	3	1	54	13	48
NEWMARKET	20	12	1	7	49	31	37
PINE RIVERS UTD	19	11	2	6	55	32	35
THE GAP	20	11	1	8	46	41	34
NORTH STAR	20	9	6	5	48	22	33
MITCHELTON	19	6	5	8	21	30	23
NORTH PINE	20	4	4	12	16	41	16
GRANGE THISTLE	19	3	5	11	19	51	14
ALBANY CREEK	20	1	5	14	23	70	8

SEMIPRO DIVISION 1 NORTH YTH	P	W	D	L	F	A	Pts
PENINSULA POWER 21	18	1	2	73	16	55	
THE GAP	22	14	3	5	54	40	45
PINE RIVERS UTD	22	14	1	7	57	30	43
MITCHELTON	22	13	2	7	44	29	41
UNI OF QLD	21	12	3	6	52	45	39
NORTH STAR	22	11	3	8	57	42	36
NEWMARKET	21	6	1	14	30	39	19
ALBANY CREEK	22	6	1	15	34	54	19
NORTH PINE	21	3	3	15	28	73	12
GRANGE THISTLE	18	0	0	18	3	64	0

SEMIPRO DIVISION 1 SOUTH	P	W	D	L	F	A	Pts
EASTERN SUBS	20	15	4	1	66	18	49
ROCKLEA UTD	20	9	5	6	47	30	32
SOUTHS UTD	19	8	7	4	49	16	31
ACACIA RIDGE	20	9	4	7	43	36	31
OLYMPIC UTD	19	9	3	7	51	31	30
CAPALABA	19	8	4	7	33	43	28
REDLANDS UTD	19	7	1	11	34	43	22
SLACKS CREEK	20	6	4	10	32	44	22
BEENLEIGH	20	1	0	19	18	112	3

SEMIPRO DIVISION 1 SOUTH RES	P	W	D	L	F	A	Pts
SOUTHS UTD	19	16	1	2	101	17	49
CAPALABA	19	13	2	4	53	14	41
ROCKLEA UTD	20	13	2	5	65	37	41
EASTERN SUBS	20	12	3	5	57	25	39
OLYMPIC UTD	19	6	3	10	41	43	21
REDLANDS UTD	19	6	3	10	32	44	21
SLACKS CREEK	20	4	7	9	28	36	19
ACACIA RIDGE	20	4	1	15	16	77	13
BEENLEIGH	20	3	0	17	10	110	9

SEMIPRO DIVISION 1 SOUTH YTH	P	W	D	L	F	A	Pts
SOUTHS UTD	19	14	4	1	100	15	46
CAPALABA	19	14	2	3	93	21	44
SLACKS CREEK	20	13	4	3	72	16	43
EASTERN SUBS	20	12	4	4	62	28	40
ROCKLEA UTD	20	10	0	10	47	53	30
REDLANDS UTD	19	9	2	8	48	34	29
BEENLEIGH	20	2	2	16	19	88	8
OLYMPIC UTD	19	2	1	16	12	91	7
ACACIA RIDGE	20	2	1	17	11	118	7

EYE ON SOCCER TABLES

AMATEUR DIVISION 1	P	W	D	L	F	A	Pts
INALA CITY	18	12	3	3	49	30	39
DARRA UTD	18	13	0	5	53	41	39
IPSWICH CITY	17	9	5	3	39	25	32
MOGILL UTD	18	9	3	6	52	32	30
GOODNA & DIST	18	9	1	8	36	40	28
S'SIDE EAGLES	17	7	5	5	36	22	26
BROTHERS UTD	18	7	4	7	48	47	25
PENINSULA POWER 18	7	1	10	30	35	22	
SOUTH STAR	18	6	2	10	35	51	20
SAMFORD	18	5	4	9	29	35	19
ANMERLEY	18	5	3	10	29	33	18
JIMBOOMBA	18	1	3	14	18	63	6

AMATEUR DIVISION 3	P	W	D	L	F	A	Pts
EASTS PINEAPPLE	16	15	0	1	74	14	45
BRIGHTON DIST	16	13	1	2	78	17	40
PENINSULA POWER 17	11	1	5	47	22	34	
GREENBANK	16	11	0	5	64	20	33
LOGAN CITY KINGS	15	7	3	5	57	45	24
ANMERLEY	17	7	2	8	30	44	23
SOUTHS UTD	16	6	0	10	35	34	18
SAMFORD	16	5	3	8	29	45	18
PARK RIDGE	16	3	2	11	29	71	11
MOGILL UTD	17	3	2	12	19	69	11
KINGSRIDGE	16	0	2	14	18	99	2

AMATEUR DIVISION 4	P	W	D	L	F	A	Pts
BRISBANE LIONS	18	16	1	1	87	19	49
UNI OF QLD	18	13	2	3	61	22	41
WYNNUM	18	12	2	4	44	22	38
TARANGA ROVERS	18	11	1	6	50	34	34
BRISBANE CITY	18	9	5	4	41	25	32
MITCHELTON	18	7	5	6	44	35	26
SOUTHS UTD	18	7	4	7	31	36	25
THE GAP	18	7	2	9	39	45	23
IPSW KNIGHTS	18	5	0	13	24	54	15
MT GRAVATT	18	3	2	13	23	51	11
CAPALABA	18	3	2	13	31	74	11
NEWMARKET	18	0	4	14	20	78	4

AMATEUR DIVISION 5	P	W	D	L	F	A	Pts
GRANGE THISTLE	18	16	2	0	79	16	50
IPSW KNIGHTS	18	15	2	1	94	21	47
UNI OF QLD	18	13	5	0	115	7	44
SLACKS CREEK	18	11	2	5	85	35	35
ACACIA RIDGE	18	11	0	7	69	31	33
NORTH STAR	18	10	2	6	63	25	32
S'SIDE EAGLES	18	6	1	11	37	49	19
NORTH PINE	18	4	4	10	38	44	16
PINE RIVERS UTD	18	4	3	11	55	64	15
SOUTHS UTD	18	3	2	13	36	72	11
ALBANY CREEK	18	3	1	14	27	120	10
PARK RIDGE	18	0	0	18	8	222	0

AMATEUR DIVISION 6	P	W	D	L	F	A	Pts
SLACKS CREEK	20	17	2	1	106	26	53
NEWMARKET	21	17	1	3	91	29	52
CAPALABA	21	15	4	2	94	24	49
TARANGA ROVERS	21	15	2	4	60	17	47
UNI OF QLD	21	13	2	6	89	24	41
NORTH STAR	21	9	3	9	48	45	30
REDLANDS UTD	21	8	5	8	49	52	29
BRISBANE CITY	21	7	2	12	49	62	23
IPSW KNIGHTS	21	6	5	10	27	50	23
ALBANY CREEK	20	6	4	10	32	61	22
EASTS PINEAPPLE	21	4	6	11	43	78	18
SAMFORD	21	4	2	15	26	66	14
OXLEY UTD	21	3	1	17	24	81	10
PINE RIVERS UTD	21	1	3	17	25	148	6

AMATEUR DIVISION 2	P	W	D	L	F	A	Pts
BETHANIA RAMS	22	21	0	1	149	20	63
BAYSIDE UTD	22	11	5	6	46	34	38
CLAIRVAUX	22	11	3	8	64	38	36
PARK RIDGE	22	11	2	9	67	39	35
OXLEY UTD	22	10	5	7	56	33	35
WILSTON ATHLETIC	22	10	1	11	45	60	31
WOODRIDGE	22	9	3	10	77	66	30
LOGAN CITY KINGS	22	8	2	12	53	56	26
PINE HILLS	22	5	5	12	34	73	20
MOOROONDU	22	1	0	21	14	186	3

AMATEUR DIVISION 2 RES	P	W	D	L	F	A	Pts
BETHANIA RAMS	22	16	2	4	99	23	50
WILSTON ATHLETIC	22	12	5	5	48	38	41
CLAIRVAUX	22	11	7	4	47	28	40
OXLEY UTD	22	11	4	7	56	41	37
WOODRIDGE	22	9	2	11	37	43	29
PINE HILLS	22	8	4	10	41	49	28
BAYSIDE UTD	22	8	2	12	29	54	26
PARK RIDGE	22	7					

NORTHERN SEMIPROS AND CONS

While the southern semi-pro competition is now a fait accompli, competition in the north is really heating up, with the premierships race now really a race in four.

With five rounds of fixtures remaining, the University of Queensland, North Star and Mitchelton are realistically the only teams that can take out this year's northern title.

Six points separates these three sides, with Pine Rivers falling by the wayside somewhat in recent weeks, slipping ten points behind the current competition leaders the University of Queensland.

Last week's 1-1 draw with Newmarket has seemingly put an end to Rivers campaign, even though the club is mathematically still in the hunt.

The run home for Rivers at first appearance seems cruel, but at closer examination may be exactly what the club needs to score an unlikely premierships crown.

Rivers must play the University of Queensland, Mitchelton and North Star in three of its last five encounters, meaning the club can not only gain three points from each of these matches, but it can also stop these teams from taking maximum points.

In effect Rivers has three six-point matches in the concluding stages of the seasons, and dropping any of these games could signal an end to the club's title hopes.

With no finals taking place this year, the premierships is the only focus of the top four sides, with the University of Queensland enjoying the advantage at this stage.

A comfortable if not unconvincing 3-0 victory over Grange Thistle at the weekend has allowed the students to remain six points clear of its nearest rival.

Time is certainly running out for the other sides in the competition, with the students also enjoying the fact that they have a game up their sleeve on the other contenders.

University has already had its final round

bye, with Mitchelton sitting out of fixtures last weekend and North Star set to take a week off this weekend.

That is unfortunate for North Star, a side coming off the back of an impressive 7-1 thumping of North Pine and looking to continue the momentum.

For teams like North Star, poor early season form is starting to hit home and the bye is now an unwanted enemy.

The reigning premiers will be hoping Mitchelton and the University of Queensland will not gain points this weekend, as a win for Uni would almost certainly spell the end for North Star's chances of back to back titles.

The students must travel to Pine Rivers on Saturday night for an encounter that has huge implications for the top four sides. A Uni victory would put the students in a very good position for the last four rounds, while a Rivers win would open the premierships race up even more.

The other match this weekend that could have a huge impact on the outcome of this year's competition is the clash between Mitchelton and Newmarket, also on Saturday night.

Traditionally one of the most anticipated match-ups of any season, this encounter will be a beauty, as Mitchy struggles to keep its title aspirations alive.

Newmarket has already shown it will prove to be nuisance value as the end of the season draws nearer, with last weekend's score draw against Rivers testimony to that fact.

After this weekend's round of matches, northern supporters will have a better idea on just where this year's premierships trophy will be headed.

One thing is certain though, the real competition looks as though it is just beginning.

In last week's other northern match, Albany Creek surprised The Gap by holding it to a 2-2 draw. The Creek will host Grange Thistle this Friday night, while The Gap will take on North Pine at The Gap the following evening.

SOUTHERN SEMIPROS AND CONS

Even though the southern premierships crown is signed, sealed and delivered safely in the hands of the Eastern Suburbs Tigers, the surprises continue.

Despite being the most commanding side by far in this year's competition, Easts incredibly went down at the weekend to one of the lesser sides in the south, Capalaba.

While it's true Easts really had very little to play for at the weekend, not many would have seriously predicted a 2-1 loss to Capalaba, at Heath Park no less.

Hopes of an undefeated season are now gone and the Tigers really do have nothing to play for in the final rounds of the competition.

It now remains to be seen whether the club can lift itself for the last few rounds of the year, or whether that loss will open the floodgates to a series of further defeats, that in the wash-up will mean very little anyway.

The Tigers will travel to Olympic this Sunday evening for the clubs' round 23 encounter, and with Olympic smarting from earlier defeats by Easts, the signs are there for another upset result against the new premiers.

Nothing can be taken away from Capalaba however, with the Bulldogs living up to the tenacious nature of their name.

It has not been a good year for Capalaba, with the club struggling to adapt to some fairly major changes in season 2000.

To its credit though, it has continued to fight week in and week out and now can boast about being the only side to date to knock over the premiers.

Indeed the Bulldogs can look back on season 2000 as a season of maturation and one that will hold the club in good stead in the years to follow.

A mid-table finish looks the likely prospect for the club this year, a result that can certainly be built upon next season.

The Bulldogs can more than likely look forward to another good win this weekend, when

the club hosts Beenleigh.

The Lions continued the losing trend last weekend at Slacks Creek, where the Creek were 5-0 victors. That trend is unlikely to stop at Capalaba this Saturday evening.

The other surprise result from round 22 was the outcome at Redlands, although it was not so much the end result as the manner in which the final score was achieved.

Redlands put on a mighty display to account for Acacia Ridge 4-1, once again showing that if it can attain some consistency next year, the club will be a finals contender.

Unfortunately for the bayside club, consistency has not been a prominent feature of its game this season, although in recent weeks it has produced some stunning results.

A new coach, new outlook and a new season may be just what the doctor ordered for Redlands to again reach the heights it reached in the 1980s.

With a win like that behind it, anything is possible when the baysiders travel to Dunn Road to take on another club that has lacked consistency this season, Rocklea United.

On its day, Rocklea is one of the best sides in semi-professional competition, but on an off day, the club can be very ordinary.

Last weekend the side slugged out a 1-1 draw with last year's premiers Souths United, in a match-up that traditionally is a hard-fought affair.

Still searching for some lost pride from season 2000, Rocklea will be eager to take away the three premierships points from Redlands when the two sides meet on Sunday, so the encounter should prove an interesting test for both sides.

In the remaining southern semi-pro match this weekend, Slacks Creek will host Souths United on Saturday night, in a match that also has very little significance on the outcome of the competition.

Brisbane North & District Junior Tables

These tables are unofficial and are yet to be verified by the BNDJSA. Some results were not available at time of printing

Under 11 Division 1							Under 12 Division 1								
P	W	D	L	F	A	Pts	P	W	D	L	F	A	Pts		
The Gap	13	13	0	0	70	7	39	Pine Hills	16	12	1	3	60	12	37
Albany Creek	13	9	2	2	37	14	29	Pine Rivers	15	11	2	2	41	18	35
Pine Rivers	13	9	1	3	40	14	28	Taringa	16	9	3	4	29	20	30
North Star	13	6	0	7	20	19	18	Albany Creek	16	8	5	3	33	15	29
Samford	13	3	4	6	14	40	13	The Gap	16	7	6	3	27	11	27
Taringa	13	3	2	8	10	28	11	North Star	16	6	2	8	23	26	20
Pine Hills	13	2	2	9	9	29	8	Samford	16	5	1	10	24	41	16
Moggill	13	1	1	11	12	61	4	Mitchelton	15	4	3	8	14	24	15
								Brisbane Toro	16	3	1	12	13	60	10
								Kenmore	16	1	2	13	8	45	5
Under 11 Division 2							Under 12 Division 2								
P	W	D	L	F	A	Pts	P	W	D	L	F	A	Pts		
Peninsular Power	13	7	4	2	21	12	25	Bardon	13	10	2	1	43	13	32
Pine Rivers	13	7	3	3	15	7	24	Moggill	13	9	1	3	37	13	28
North Pine	13	7	2	4	27	11	23	Narangba	13	8	2	3	30	16	26
The Gap	13	6	2	5	15	9	20	Brisbane City	13	7	3	3	32	14	24
Bardon	13	5	5	3	19	17	20	Peninsular Power	13	5	1	7	16	29	16
Kenmore	13	6	2	5	16	19	20	Westside	13	2	4	7	19	35	10
Grange Thistle	13	2	4	7	12	20	10	Pine Rivers	13	2	3	8	14	32	9
Samford	13	0	2	11	8	38	2	Northern Suburbs	13	0	2	11	10	49	2
Under 11 Division 3							Under 12 Division 3								
P	W	D	L	F	A	Pts	P	W	D	L	F	A	Pts		
Mitchelton	13	9	2	2	26	11	29	Pine Rivers	14	7	4	3	30	20	25
Narangba	13	9	1	3	37	15	28	The Gap	14	7	2	5	25	20	23
Albany Creek	13	8	2	3	20	9	26	Newmarket	14	7	1	6	23	17	22
North Star	13	6	1	6	19	20	19	Pine Hills	14	6	4	4	20	19	22
Bardon	13	5	3	5	32	18	18	Brighton	14	5	5	4	26	19	20
Pine Hills	13	4	0	9	12	34	12	Taringa	14	0	4	10	10	39	4
Grange Thistle	13	2	3	8	10	33	9								
Peninsular Power	13	2	2	9	10	26	8								
Under 11 Division 4							Under 12 Division 4								
P	W	D	L	F	A	Pts	P	W	D	L	F	A	Pts		
North Pine	13	12	0	1	62	7	36	Northern Suburbs	13	11	1	1	31	9	34
Virginia	13	12	0	1	50	7	36	Redcliffe PCYC	13	8	2	3	27	14	26
Pine Hills	13	6	2	5	35	26	20	Toowong	13	8	2	3	21	14	26
Bardon	13	5	3	5	24	24	18	Grange Thistle	13	5	2	6	20	17	17
Newmarket	13	3	4	6	9	24	13	North Pine	13	5	1	7	16	18	16
The Gap	13	3	4	6	16	32	13	Peninsular Power	13	4	2	7	16	29	14
Moggill	13	3	2	8	9	33	11	Albany Creek	13	3	1	9	15	23	10
Grange Thistle	13	0	1	12	4	56	1	Brisbane City	13	2	1	10	11	33	7
Under 11 Division 5							Under 12 Division 5								
P	W	D	L	F	A	Pts	P	W	D	L	F	A	Pts		
Ridge Hills	14	14	0	0	61	11	42	Westside	11	8	1	2	28	12	25
Redcliffe PCYC	14	11	1	2	67	15	34	Mitchelton	10	7	0	3	26	9	21
Brighton	15	8	1	6	51	37	25	North Star	10	6	1	3	25	13	19
Peninsular Power	14	7	3	4	29	19	24	Narangba	10	5	2	3	24	18	17
Albany Creek	15	6	2	7	29	30	20	Samford	11	2	4	5	12	22	10
Samford	14	5	3	6	35	29	18	Moggill	10	1	2	7	11	38	5
Narangba	14	4	0	10	13	36	12	Taringa	6	0	0	6	4	18	0
Taringa	14	3	2	9	24	40	11								
North Star	14	0	0	14	0	92	0								
Under 11 Division 6							Under 12 Division 6								
P	W	D	L	F	A	Pts	P	W	D	L	F	A	Pts		
Pine Rivers	16	14	1	1	63	11	43	Virginia	14	12	1	1	48	4	37
Westside	16	12	0	4	46	17	36	Ridge Hills	14	9	2	3	19	10	29
Pine Hills	16	9	2	5	42	26	29	Kenmore	14	6	2	6	16	22	20
Virginia	16	8	3	5	36	19	27	The Gap	14	5	3	6	11	17	18
The Gap Purple	16	7	4	5	22	27	25	Bardon	14	2	4	8	9	21	10
Redcliffe PCYC	16	6	2	8	40	41	20	Pine Hills	14	1	2	11	4	33	5
Mitchelton	16	3	5	8	21	41	14								
Albany Creek	16	4	1	11	23	37	13								
Bardon	16	4	0	12	20	62	12								
The Gap Gold	16	3	2	11	14	46	11								
Under 11 Division 7							Under 12 Division 7								
P	W	D	L	F	A	Pts	P	W	D	L	F	A	Pts		
Pine Rivers	14	13	0	1	57	14	39	Deception Bay	14	13	0	1	57	14	39
Westside	14	11	0	3	38	14	33	Pine Rivers	14	11	0	3	38	14	33
Pine Hills	14	9	0	5	30	30	27	New Farm	14	9	0	5	30	30	27
Virginia	14	3	1	10	21	25	10	Toowong	14	3	1	10	21	25	10
The Gap Purple	14	3	1	10	12	30	10	Newmarket	14	3	1	10	12	30	10
Redcliffe PCYC	14	2	0	12	2	47	6	Westside	14	2	0	12	2	47	6

Brisbane North & District Junior Tables

These tables are unofficial and are yet to be verified by the BNDJSA. Some results were not available at time of printing

Under 13 Division 1							Under 15 Division 1								
P	W	D	L	F	A	Pts	P	W	D	L	F	A	Pts		
Taringa	14	9	4	1	27	8	31	Rochdale	13	10	3	0	38	7	33
Albany Creek	14	8	3	3	25	10	27	Albany Creek	13	8	1	4	30	22	25
Peninsular Power	14	8	2	4	25	11	26	Brisbane Lions	11	8	0	3	34	12	24
Pine Hills	14	6	3	5	14	13	21	Slacks Creek	14	7	2	5	27	23	23
The Gap	14	2	2	10	7	25	8	Souths United	12	6	4	2	29	12	22
Pine Rivers	14	0	4	10	7	38	4	Ipswich Knights	13	5	2	6	25	26	17
								Brisbane City	13	5	0	8	19	37	15
								Brisbane Toro	13	3	3	7	17	33	12
								Peninsular Power	13	3	0	10	19	42	9
								Brighton	13	1	1	11	14	38	4
Under 13 Division 2							Under 15 Division 2								
P	W	D	L	F	A	Pts	P	W	D	L	F	A	Pts		
Grange Thistle	14	12	0	2	42	21	36	Rochdale	19	15	3	1	56	22	48
Brisbane City	13	6	3	4	37	31	21	Mt Gravatt	19	12	4	3	86	38	40
Bardon	14	6	2	6	37	26	20	Grange Thistle	19	12	2	5	54	27	38
Albany Creek	13	6	1	6	36	31	19	Souths United	18	10	5	3	50	23	35
Samford	14	4	5	5	28	35	17	Redlands	17	11	2	4	44	25	35
The Gap	14	1	1	12	20	56	4	Park Ridge	19	9	4	6	66	47	31
								Beenleigh	17	7	0	10	37	56	21
								Ipswich City	19	5	4	10	25	41	19
								Albany Creek	18	4	3	11	26	57	15
								Mitchelton	17	4	1	12	18	52	13
								Narangba	18	2	2	14	21	51	8
								Pine Rivers	18	2	2	14	22	66	8
Under 13 Division 3							Under 15 Division 3								
P	W	D	L	F	A	Pts	P	W	D	L	F	A	Pts		
Taringa	14	13	1	0	47	8	40	Kenmore	16	14	1	1	108	15	43
Peninsular Power	14	9	0	5	33	19	27	Pine Hills	16	12	3	1	93	14	39
Albany Creek	14	5	3	6	21	20	18	Peninsular Power	16	12	1	3	95	30	37
North Pine	14	3	4	7	16	31	13	The Gap	15	10	2	3	80	18	32
Pine Hills	13	3	2	8	15	28	11	Albany Creek	16	7	0	9	42	48	21
Pine Rivers	13	2	2	9	15	41	8	Newmarket	15	5	2	8	34	60	17
								Westside	16	5	1	10	40	94	16
								Grange Thistle	16	3	3	10	18	73	12
								Pine Rivers	16	3	1	12	29	92	10
								Redcliffe PCYC	16	0	2	14	12	107	2
Under 13 Division 4							Under 17 Division 1								
P	W	D	L	F	A	Pts	P	W	D	L	F	A	Pts		
Narangba	12	10	1	1	55	15	31	Mitchelton	13	10	1	2	55	17	31
North Star	13	8	3	2	33	16	27	Pine Hills	14	10	1	3	48	17	31
Redcliffe PCYC	13	7	2	4	36	33	23	Brisbane City	13	9	2	2	47	13	29
Westside	13	5	6	2	33	12	21	Brisbane Toro	14	9	1	4	53	23	28
Ridge Hills	13	4	5	4	23	23	17	Pine Rivers	14	6	2	6	29	39	20
Grange Thistle	12	4	1	7	15	26	13	Taringa	14	3	2	9	28	44	11
The Gap	13	2	0	11	15	57	6	Peninsular Power	13	3	1	9	23	43	10
Northern Suburbs	13	1	2	10	17	45	5	The Gap	13	3	0				

Brisbane Southern Districts Junior Tables

These tables are unofficial and are yet to be verified by the BSDJSA. Some results were not available at time of printing

U11 Div 1	P	W	D	L	F	A	Pts	U11 Div 6	P	W	D	L	F	A	Pts
Rochedale	15	12	1	2	43	21	37	St Bernadines	15	15	0	0	75	7	45
Redlands	15	11	1	3	39	15	34	Slacks Creek	15	11	0	4	50	20	33
Wynnum	15	9	1	5	37	24	28	Souths Utd	15	9	2	4	29	9	29
Slacks Creek	15	9	1	5	37	26	28	Mt Gravatt	15	7	2	6	21	26	23
Capalaba	15	6	4	5	34	24	22	Clairvaux	15	6	1	8	23	26	19
Ipswich City	15	6	2	7	27	31	20	Olympic	15	4	4	7	16	26	16
Brisbane Lions	15	4	4	7	30	41	16	Redlands	15	4	2	9	14	34	14
Park Ridge	15	3	3	9	16	31	12	Beenleigh	6	4	1	1	7	3	13
Ips Knights	15	2	4	9	9	31	10	Ipswich City	15	2	4	9	8	40	10
Mt Gravatt	15	2	1	12	12	40	7	Ips Knights	15	2	3	10	5	33	9
								Mooroondu	9	1	1	7	3	27	4
U11 Div 2	P	W	D	L	F	A	Pts	U11 Div 7	P	W	D	L	F	A	Pts
Loganholme	14	11	1	2	65	23	34	St Bernadines	15	11	1	3	49	14	34
Redlands	15	10	2	3	41	18	32	Capalaba	15	10	4	1	34	6	34
Beenleigh	14	10	1	3	39	15	31	Jimboomba	15	9	2	4	37	22	29
Rochedale	14	8	2	4	48	24	26	Wynnum	15	9	1	5	36	22	28
Souths Utd	14	8	2	4	37	21	26	Greenbank	14	8	3	3	39	16	27
Centenary	15	8	2	5	39	30	26	Centenary	15	6	2	7	17	20	20
Park Ridge	15	3	2	10	14	43	11	Oxley Utd	14	5	4	5	30	21	19
Wynnum	14	2	1	11	16	38	7	Rochedale	15	2	1	12	9	35	7
Capalaba	14	2	1	11	8	40	7	Annerley	15	2	1	12	9	52	7
Bayside	9	0	0	9	1	56	0	Park Ridge	15	2	1	12	11	63	7
U11 Div 3	P	W	D	L	F	A	Pts	U11 Div 8	P	W	D	L	F	A	Pts
Colleges Utd	15	10	2	3	49	14	32	Wynnum	15	12	1	2	62	8	37
Souths Utd	15	9	2	4	24	22	29	Kingsridge	15	11	4	0	66	17	37
Ips Knights	15	9	1	5	26	15	28	Bethania	14	11	1	2	52	13	34
Redlands	15	8	3	4	34	20	27	Slacks Creek	15	11	1	3	51	22	34
Logan City	15	7	4	4	29	22	25	Jimboomba	15	6	1	8	26	27	19
Annerley	15	7	2	6	31	21	23	Souths Utd	15	5	2	8	22	26	17
Brisbane Lions	15	6	2	7	29	29	20	S'side Eagles	15	5	1	9	23	35	16
Bethania	15	4	2	9	16	37	14	John Paul Coll	14	3	1	10	21	57	10
Mt Gravatt	15	3	2	10	11	34	11	Loganholme	15	2	0	13	14	68	6
Mooroondu	15	1	2	12	15	50	5	Colleges Utd	15	2	0	13	9	73	6
U11 Div 4	P	W	D	L	F	A	Pts	U12 Div 1	P	W	D	L	F	A	Pts
Oxley Utd	15	12	2	1	59	15	38	Capalaba	14	9	3	2	28	11	30
Rochedale	15	11	1	3	32	10	34	Brisbane Lions	15	9	2	4	19	11	29
Capalaba	15	10	1	4	34	19	31	Rochedale	13	8	1	4	28	19	25
Camira	15	8	2	5	36	24	26	Mt Gravatt	13	7	2	4	21	15	23
Centenary	15	7	2	6	30	28	23	Beenleigh	13	7	2	4	17	18	23
S'side Eagles	15	6	3	6	15	20	21	Redlands	15	5	3	7	19	22	18
Park Ridge	15	5	2	8	21	25	17	Ips Knights	15	3	5	7	12	13	14
Loganholme	15	4	2	9	21	34	14	Bethania	13	3	4	6	14	20	13
Olympic	15	2	1	12	7	55	7	Loganholme	14	3	2	9	9	27	11
Teviot Downs	15	1	2	12	16	41	5	Ipswich City	13	1	4	8	8	19	7
U11 Div 5	P	W	D	L	F	A	Pts	U12 Div 2	P	W	D	L	F	A	Pts
Acacia Ridge	14	12	1	1	49	16	37	Wynnum	15	11	0	4	46	21	33
Redlands	15	9	3	3	48	14	30	Rochedale	13	9	2	2	21	6	29
Capalaba	16	8	2	6	37	26	26	Park Ridge	16	8	4	4	38	22	28
Brisbane Lions	15	7	4	4	23	27	25	Souths Utd	15	8	3	4	24	16	27
Souths Utd	14	7	2	5	39	24	23	S'side Eagles	16	8	2	6	27	19	26
Ips Knights	15	5	6	4	21	20	21	Centenary	15	5	3	7	30	37	18
Slacks Creek	15	6	2	7	26	29	20	Annerley	16	2	5	9	14	35	11
Bethania	16	5	2	9	44	54	17	Jimboomba	16	0	1	15	3	47	1
Wynnum	15	4	3	8	27	47	15								
John Paul Coll	13	2	6	5	15	22	12								
Beenleigh	11	1	0	10	6	44	3								
Bayside	5	0	1	4	3	15	1								
U11 Div 6	P	W	D	L	F	A	Pts	U12 Div 3	P	W	D	L	F	A	Pts
St Bernadines	15	15	0	0	75	7	45	Brisbane Lions	16	11	4	1	54	13	37
Slacks Creek	15	11	0	4	50	20	33	Inala City	16	10	4	2	51	12	34
Souths Utd	15	9	2	4	29	9	29	Redlands	16	8	3	5	33	19	27
Mt Gravatt	15	7	2	6	21	26	23	Capalaba	16	7	5	4	32	15	26
Clairvaux	15	6	1	8	23	26	19	Beenleigh	16	6	3	7	25	31	21
Olympic	15	4	4	7	16	26	16	Colleges Utd	16	5	2	9	32	58	17
Redlands	15	4	2	9	14	34	14	Ips Knights	16	5	1	10	23	35	16
Beenleigh	6	4	1	1	7	3	13	Acacia Ridge	16	1	0	15	8	75	3
Ipswich City	15	2	4	9	8	40	10								
Ips Knights	15	2	3	10	5	33	9								
Mooroondu	9	1	1	7	3	27	4								

Brisbane Southern Districts Junior Tables

These tables are unofficial and are yet to be verified by the BSDJSA. Some results were not available at time of printing

U12 Div 4	13	12	1	0	38	9	37	John Paul Coll	16	7	1	8	46	53	22
St Bernadines	13	10	0	3	28	16	30	Wynnum	15	2	0	13	11	93	6
Park Ridge	13	6	3	4	24	19	21	Capalaba	16	0	0	16	8	116	0
Slacks Creek	13	6	0	7	21	23	18								
Bayside	13	5	1	7	27	32	16	U13 Div 4							
Olympic	13	4	3	6	22	23	15	Jimboomba	16	13	0	3	68	24	39
Oxley	13	4	2	7	16	26	14	Acacia Ridge	16	12	1	3	75	17	37
Mt Gravatt	13	3	1	9	12	30	10	S'side Eagles	16	12	1	3	72	18	37
Redlands	13	3	1	9	12	30	10	Park Ridge	16	8	1	7	47	42	25
Wynnum	14	2	3	9	15	25	9	Brisbane Lions	15	6	3	6	46	54	21
U12 Div 5								Centenary	16	3	2	11	17	47	11
Kingsridge	13	11	1	1	37	11	34	Souths Utd	15	3	0	12	21	88	9
East	12	7	3	2	29	13	24	Mooroondu	16	2	0	14	18	74	6
Loganholme	11	6	0	5	21	22	18	U13 Div 5							
Capalaba	14	5	2	7	23	29	17	Loganholme	16	12	0	4	49	19	36
John Paul Coll	11	5	0	6	24	15	15	Rochedale	15	11	1	3	47	22	34
Ipswich City	12	4	2	6	16	19	14	Ipswich City	16	10	1	5	47	22	31
Logan Village	10	4	1	5	11	15	13	Oxley	16	8	1	7	40	29	25
Ips Knights	13	3	2	8	7	29	11	Ips Knights	16	7	2	7	39	22	23
Rochedale	8	1	1	6	5	20	4	Annerley	15	6	2	7	29	28	20
U12 Div 6								Redlands	16	3	3	10	29	61	12
Mooroondu	13	10	1	2	34	10	31	Kingsridge	16	1	0	15	14	91	3
Redlands	13	9	2	2	51	9	29	U14 Div 1							
Greenbank	12	8	3	1	52	13	27	Mt Gravatt	14	10	3	1	53	15	33
Bris Lions	14	8	3	3	49	16	27	Rochedale	14	10	1	3	51	17	31
Capalaba	13	8	1	4	34	20	25	Brisbane Lions	15	9	2	4	34	19	29
Bethania	12	6	0	6	16	29	18	Redlands	16	8	3	5	42	20	27
Beenleigh	14	3	0	11	13	57	9	Capalaba	15	7	5	3	32	23	26
Souths Utd	13	1	0	12	13	55	3	Ips Knights	15	4	1	10	22	25	13
Park Ridge	14	1	0	13	10	63	3	Souths Utd	14	1	2	11	12	60	5
U12 Div 7								Beenleigh	15	1	1	13	13	80	4
S'side Eagles	13	10	2	1	53	5	32	U14 Div 2							
Slacks Crk Blue	14	9	1	4	23	22	28	Rochedale	13	9	3	1	33	8	30
Capalaba	13	7	3	3	26	11	24	Wynnum	12	8	2	2	32	10	26
Wynnum	12	7	2	3	30	9	23	Park Ridge	12	8	1	3	42	23	25
Bayside	13	6	3	4	26	12	21	Annerley	13	7	1	5	28	19	22
St Bernadines	12	3	5	4	25	18	14	Capalaba	14	6	1	7	24	24	19
Jimboomba	14	4	1	9	24	37	13	Mooroondu	13	4	2	7	29	45	14
Slacks Crk Gold	13	3	0	10	13	66	9	John Paul Coll	13	4	1				

Park Ridge	14	5	0	9	34	48	15	Mt Gravatt	13	6	0	7	39	27	18
Redlands	14	3	4	7	17	37	13	Bethania	12	4	1	7	39	34	13
Bayside	16	1	1	14	5	68	4	Souths Utd	12	3	3	6	36	33	12
U15 Div 1								Logan Village	12	0	0	12	11	98	0
Rochedale	13	10	3	0	38	7	33	Colts Div 1							
Brisbane Lions	11	8	0	3	34	12	24	Rochedale	12	9	2	1	55	15	29
Souths Utd	11	6	4	1	29	11	22	Souths Utd	13	8	3	2	48	21	27
Albany Creek	11	6	1	4	26	21	19	Capalaba	13	7	4	2	43	35	25
Slacks Creek	12	5	3	4	22	20	18	Bris Lions B	14	7	2	5	35	29	23
Ips Knights	12	5	2	5	24	24	17	Acacia Ridge	12	5	3	4	43	33	18
Brisbane Toro	14	4	3	7	21	34	15	Ips Knights	14	3	5	6	24	31	14
Brisbane City	13	5	0	8	19	37	15	Mt Gravatt	13	3	1	9	23	44	10
Peninsula	14	3	1	10	21	44	10	Bris Lions O	13	0	0	13	10	73	0
Brighton	13	1	1	11	14	38	4	Colts Div 2							
U15 Div 2								Jimboomba	15	11	2	2	56	14	35
Rochedale	19	15	3	1	56	22	48	Redlands	14	10	1	3	52	13	31
Mt Gravatt	19	12	4	3	86	38	40	Souths Utd	15	10	1	4	39	29	31
Grange Thistle	19	12	2	5	54	26	38	Annerley	15	7	1	7	38	32	22
Redlands	18	12	2	4	47	25	38	Inala	14	6	1	7	41	19	19
Souths Utd	18	10	5	3	50	23	35	Wynnum	16	3	5	8	32	43	14
Park Ridge	19	9	4	6	66	47	31	Slacks Creek	15	3	1	11	26	80	10
Beenleigh	17	7	0	10	37	56	21	Park Ridge	16	1	4	11	18	72	7
Ipswich City	19	5	4	10	25	41	19	Colts Div 3							
Albany Creek	18	5	3	10	29	54	18	Clairvaux	15	13	2	0	76	14	41
Mitchelton	18	3	1	14	15	59	10	Olympic	14	9	3	2	50	25	30
Narangba	18	2	2	14	21	51	8	Greenbank	14	9	2	3	55	27	29
Pine Rivers	18	2	2	14	22	66	8	Ips Knights	15	7	3	5	44	25	24
U15 Div 3								Eastern Subs	16	6	1	9	20	39	19
Brisbane Lions	16	16	0	0	102	8	48	Rochedale	15	3	1	11	26	45	10
Loganholme	16	10	2	4	61	36	32	Redlands	15	3	0	12	24	61	9
John Paul Coll	14	9	2	3	44	28	29	Brisbane Lions	14	3	0	11	20	79	9
Rochedale	15	5	4	6	49	29	19	Colts Div 4							
Park Ridge	15	4	2	9	31	44	14	Loganholme	14	11	1	2	102	11	34
Ips Knights	15	3	2	10	26	82	11	Ipswich City	13	8	4	1	57	20	28
Capalaba	16	2	4	10	24	64	10	Jimboomba	13	6	3	4	51	38	21
Acacia Ridge	13	3	0	10	17	63	9	Logan City	13	6	2	5	59	36	20
U15 Div 4								Centenary	14	6	1	7	26	35	19
Ipswich City	12	11	1	0	53	10	34	Slacks Creek	15	4	3	8	36	84	15
St Bernardines	10	8	0	2	50	27	24	S'ide Eagles	15	3	2	10	22	64	11
Brisbane Lions	13	7	1	5	40	39	22	Bethania	7	0	0	7	2	67	0

25th birthday present for Bulls

THE Ipswich City Bulls' stylish new clubhouse at Brassall is set to be completed next month and comes during their 25th anniversary year.

Support received from the Ipswich City Council, Walters Construction Group, players and supporters, ensures the building will be debt free when it is finished.

"It means that fees paid by players will be kept to a minimum and funds raised will be used to improve facilities and not service a loan," Bulls chairman Mark Waters said.

The amateur division one club is happy to be celebrating the new facility and its 25 years of existence.

The 2001 season promises to be one of great progress for the Sutton Park-based club.

Formed in 1975, the Bulls have two senior men's teams, 380 junior players and 40 women's players.

Reserve team coach Bob Keddie believes the club will only get stronger in the years to come.

"There are many very talented players in the junior teams and they will contribute to the club's player strength in future years," Keddie said.

"With the new facilities and a great bunch of players and supporters things can only get better for the Bulls."

How they fared here and there

XXXX LEAGUE

WYNNUM	Vs	ROCHEDALE ROV	1 - 1	Rd22
IPSW KNIGHTS	Vs	B'BERG WAVES	1 - 0	Rd22
TARINGA ROVERS	Vs	T'WMBRA RAIDERS	0 - 1	Rd22
BRISBANE CITY	Vs	MT GRAVATT	1 - 2	Rd22
GOLD COAST CITY	Vs	BRISBANE LIONS	0 - 1	Rd22

XXXX RESERVES

WYNNUM	Vs	ROCHEDALE ROV	1 - 2	Rd22
IPSW KNIGHTS	Vs	B'BERG WAVES	5 - 0	Rd22
TARINGA ROVERS	Vs	T'WMBRA RAIDERS	1 - 3	Rd22
BRISBANE CITY	Vs	MT GRAVATT	1 - 0	Rd22
GOLD COAST CITY	Vs	BRISBANE LIONS	1 - 0	Rd22

XXXX YOUTH

BRISBANE CITY	Vs	MT GRAVATT	2 - 2	Rd22
WYNNUM	Vs	ROCHEDALE ROV	4 - 2	Rd22
IPSW KNIGHTS	Vs	SUNSHINE COAST	3 - 3	Rd22
TARINGA ROVERS	Vs	T'WMBRA RAIDERS	0 - 1	Rd22
GOLD COAST CITY	Vs	BRISBANE LIONS	2 - 3	Rd22

SEMI-PRO DIVISION 1 NORTH

THE GAP	Vs	ALBANY CREEK	2 - 2	Rd22
NORTH PINE	Vs	NORTH STAR	1 - 7	Rd22
NEWMARKET	Vs	PINE RIVERS UTD	1 - 1	Rd22
UNI OF QLD	Vs	GRANGE THISTLE	3 - 0	Rd22

SEMI-PRO DIVISION 1 NORTH RES

THE GAP	Vs	ALBANY CREEK	3 - 0	Rd22
NORTH PINE	Vs	NORTH STAR	0 - 0	Rd22
NEWMARKET	Vs	PINE RIVERS UTD	0 - 4	Rd22
UNI OF QLD	Vs	GRANGE THISTLE	2 - 0	Rd22

SEMI-PRO DIVISION 1 NORTH YTH

PENINSULA POWER	Vs	MITCHELTON	4 - 1	Rd22
NORTH PINE	Vs	NORTH STAR	2 - 3	Rd22
THE GAP	Vs	ALBANY CREEK	4 - 0	Rd22
NEWMARKET	Vs	PINE RIVERS UTD	0 - 2	Rd22

SEMI-PRO DIVISION 1 SOUTH

BEENLEIGH	Vs	SLACKS CREEK	0 - 5	Rd22
SOUTHS UTD	Vs	ROCKLEA UTD	1 - 1	Rd22
REDLANDS UTD	Vs	ACACIA RIDGE	4 - 1	Rd22
EASTERN SUBS	Vs	CAPALABA	1 - 2	Rd22

SEMI-PRO DIVISION 1 SOUTH RES

BEENLEIGH	Vs	SLACKS CREEK	0 - 2	Rd22
SOUTHS UTD	Vs	ROCKLEA UTD	0 - 0	Rd22
REDLANDS UTD	Vs	ACACIA RIDGE	1 - 2	Rd22
EASTERN SUBS	Vs	CAPALABA	2 - 0	Rd22

SEMI-PRO DIVISION 1 SOUTH YTH

BEENLEIGH	Vs	SLACKS CREEK	1 - 5	Rd22
SOUTHS UTD	Vs	ROCKLEA UTD	5 - 0	Rd22
REDLANDS UTD	Vs	ACACIA RIDGE	2 - 1	Rd22
EASTERN SUBS	Vs	CAPALABA	1 - 1	Rd22

AMATEUR DIVISION 1

MOGGILL UTD	Vs	PENINSULA POWER	2 - 0	Rd18
JIMBOOMBA	Vs	ANNELEY	0 - 3	Rd18
DARRA UTD	Vs	GOODNA & DIST	2 - 6	Rd18
SAMFORD	Vs	INALA CITY	1 - 1	Rd18
BROTHERS UTD	Vs	SOUTH STAR	2 - 1	Rd18

AMATEUR DIVISION 1 RES

MOGGILL UTD	Vs	PENINSULA POWER	1 - 2	Rd18
ANNELEY	Vs	ANNELEY	1 - 5	Rd18
JIMBOOMBA	Vs	S'SIDE EAGLES	0 - 2	Rd18
IPSWICH CITY	Vs	GOODNA & DIST	2 - 2	Rd18
DARRA UTD	Vs	INALA CITY	3 - 2	Rd18
SAMFORD	Vs	INALA CITY	3 - 2	Rd18
BROTHERS UTD	Vs	SOUTH STAR	1 - 3	Rd18

AMATEUR DIVISION 2

CLAIRVAUX	Vs	WOODRIDGE	5 - 1	Rd22
LOGAN CITY KINGS	Vs	BAYSIDE UTD	2 - 1	Rd22
PINE HILLS	Vs	BETHANIA RAMS	0 - 5	Rd22
PARK RIDGE	Vs	MOOROONDU	15 - 0	Rd22
OXLEY UTD	Vs	WILSTON ATHLETIC	5 - 0	Rd22

AMATEUR DIVISION 2 RES

CLAIRVAUX	Vs	WOODRIDGE	3 - 0	Rd22
LOGAN CITY KINGS	Vs	BAYSIDE UTD	1 - 3	Rd22
PINE HILLS	Vs	BETHANIA RAMS	1 - 8	Rd22
PARK RIDGE	Vs	MOOROONDU	3 - 1	Rd22
OXLEY UTD	Vs	WILSTON ATHLETIC	3 - 1	Rd22

AMATEUR DIVISION 3

SOUTHS UTD	Vs	MOGGILL UTD	6 - 1	Rd18
BRIGHTON DIST	Vs	PENINSULA POWER	3 - 1	Rd18
GREENBANK	Vs	ANNELEY	7 - 0	Rd18
SAMFORD	Vs	KINGSRIDGE	2 - 1	Rd18

AMATEUR DIVISION 4

MT GRAVATT	Vs	BRISBANE LIONS	1 - 5	Rd18
SOUTHS UTD	Vs	IPSW KNIGHTS	3 - 0	Rd18
MITCHELTON	Vs	UNI OF QLD	0 - 0	Rd18
NEWMARKET	Vs	WYNNUM	1 - 7	Rd18
BRISBANE CITY	Vs	TARINGA ROVERS	1 - 5	Rd18
THE GAP	Vs	CAPALABA	1 - 0	Rd18

AMATEUR DIVISION 5

NORTH STAR	Vs	ALBANY CREEK	2 - 3	Rd18
SLACKS CREEK	Vs	ACACIA RIDGE	0 - 4	Rd18
PINE RIVERS UTD	Vs	IPSW KNIGHTS	2 - 5	Rd18
GRANGE THISTLE	Vs	PARK RIDGE	3 - 0	Rd18
NORTH PINE	Vs	SOUTHS UTD	4 - 2	Rd18
S'SIDE EAGLES	Vs	UNI OF QLD	0 - 3	Rd18


AMATEUR DIVISION 6

EASTS PINEAPPLE	Vs	TARINGA ROVERS	1 - 3	Rd21
ALBANY CREEK	Vs	BRISBANE CITY	3 - 0	Rd21
CAPALABA	Vs	NORTH STAR	0 - 0	Rd21
REDLANDS UTD	Vs	SLACKS CREEK	0 - 9	Rd21
IPSW KNIGHTS	Vs	SAMFORD	1 - 0	Rd21
UNI OF QLD	Vs	PINE RIVERS UTD	11 - 0	Rd21
OXLEY UTD	Vs	NEWMARKET	2 - 8	Rd21

HEY! Help our sport thrive and at the same time enhance your business... Become a TRUE BLUE QUEENSLANDER

There are three levels of participation - Silver, Gold & Platinum
Each level has its own benefits, including signage at Perry Park and tickets to Strikers home games (depending on level of participation)
Why not ask about them?
To find out more about Queenslanders helping Queenslanders, contact:

Josie deMoor - 3252 5327 or 0414 695 444



COLD CHANGE HITS QLD.